

the VELVET ADVANTAGE

- Velvety smooth, unglazed finish
- Bold, vibrant color at any cone
- Available in 2oz or 16oz jars
- Consistent, reliable results
- Fires true to wet color
- Some colors available in gallons
- Enhanced saturation under clear glaze
- Stiff - won't run when fired

FAQ

Apply to... Greenware (wet, leather-hard, or bone-dry ware) or bisqueware

Fire to... Cone 05 - Cone 10

Note: Velvets are formulated to be most vibrant between Cones 05 and 5. Most Velvets will maintain their vibrant color all the way up to Cone 10, but some pigments will burn out at higher temperatures.

Food safe? Yes. All Velvet Underglazes hold an approved food safety status when applied and fired under an approved clear glaze (AMACO LG-10 or HF-9).

competitor COMPARISON

See how AMACO Velvet Underglazes look compared to our leading competitors.



PRO TIP

AMACO Velvet Underglazes can be dried out and applied like a thick printing and screening ink! Check out the AMACO "Positive and Negative Printmaking with Underglazes" lesson plan for instructions.

1) Pour



2) Thicken



3) Roll




4) Print




Find this technique and more at
www.amaco.com/projects!

LAYERING

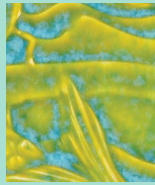
You can layer AMACO Opalescent glazes over Velvet Underglazes for brilliant pops of color and colorful combinations! This technique is most dynamic on textured surfaces.



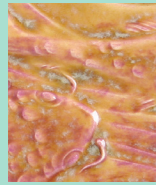
0-26 Turquoise over V-353 Dark Green



0-52 Fuchsia over V-386 Electric Blue



0-20 Bluebell over V-391 Intense Yellow



0-30 Autumn Leaf over V-380 Violet

TECHNIQUES

- Painting / Brushwork
- Mishima
- Screenprinting
- Staining
- Sgraffito
- Transfer
- Stamping
- Illustration

get INSPIRED

Check out these professional artists using AMACO Velvet Underglazes in a variety of interesting ways.



Painterly Details - Nikki Mizak



Surface Staining - Travis Winters



Sgraffito - Sue Tirrell



Pops of Color - Sean Patrick O'Connell



Graphic Detailing - Molly Hatch

INSPIRATION

Want more? Check out these artists, as well!

- Heesoo Lee
- Mark Errol
- Roberto Lugo
- Kip O'Krongly
- Christopher Dufala
- Jason Burnett
- Paul Wandless
- Chandra DeBuse
- En Iwamura
- Meredith Host

Questions? Call (800) 374-1600



Velvet

UNDERGLAZES



Cone 05 - Cone 10



Velvet

UNDERGLAZES



FIRING KEY

Category: Underglaze

Firing Temperature: Cone 05 - Cone 10



* Approved when applied and fired under AMACO LG-10, F-10, or HF-9 clear glazes

Cone 05 tiles are AMACO 25-M White Art Clay, Glazed with LG-10 Clear Transparent.
Cone 5/10 tiles are AMACO 38 White Stoneware, Glazed with HF-9 Zinc-Free Clear.